

Scaled data based on original data using  
LM-79-08 Approved Method: Electrical and Photometric Measurements of Solid-  
State Lighting Products

Test Report Prepared for  
Cooper Lighting Solutions  
(formerly Eaton)

Brand: McGRAW-EDISON

Report Number: P594951

Luminaire Tested: **IST-PA1A-730-U-T3-HSS**

Issue Date: 3/22/2022

**Test Information**

Test Method: LM-79-08  
Report Number: P594951  
TEST IS SCALED FROM IESNA LM-79-08 TEST DATA (G1-2201-510-11)  
Test Lab: INNOVATION CENTER  
Issue Date: 3/22/2022  
Manufacturer: COOPER LIGHTING SOLUTIONS (FORMERLY EATON)  
Product Line: McGRAW-EDISON  
Catalog Number: IST-PA1A-730-U-T3-HSS  
Description: IMPACT ELITE LED TRAPEZOID LUMINAIRE  
(1) 70 CRI, 3000K, 350mA LIGHT ENGINE WITH 24 LEDS AND TYPE III OPTICS  
WITH HOUSE SIDE SHIELD  
Light Source: -  
Ballast/Driver: ELECTRONIC DRIVER

**Summary**

Lumens per Lamp: N/A  
Luminaire Lumens: 2735 lumens  
Efficiency: N/A  
Efficacy: 95.0 lumens/watt  
Luminous Opening: Rectangular (W 0.75' x L: 0.5' x H: 0')  
IES Classification: Type III - Medium  
BUG Rating: B0 - U0 - G1

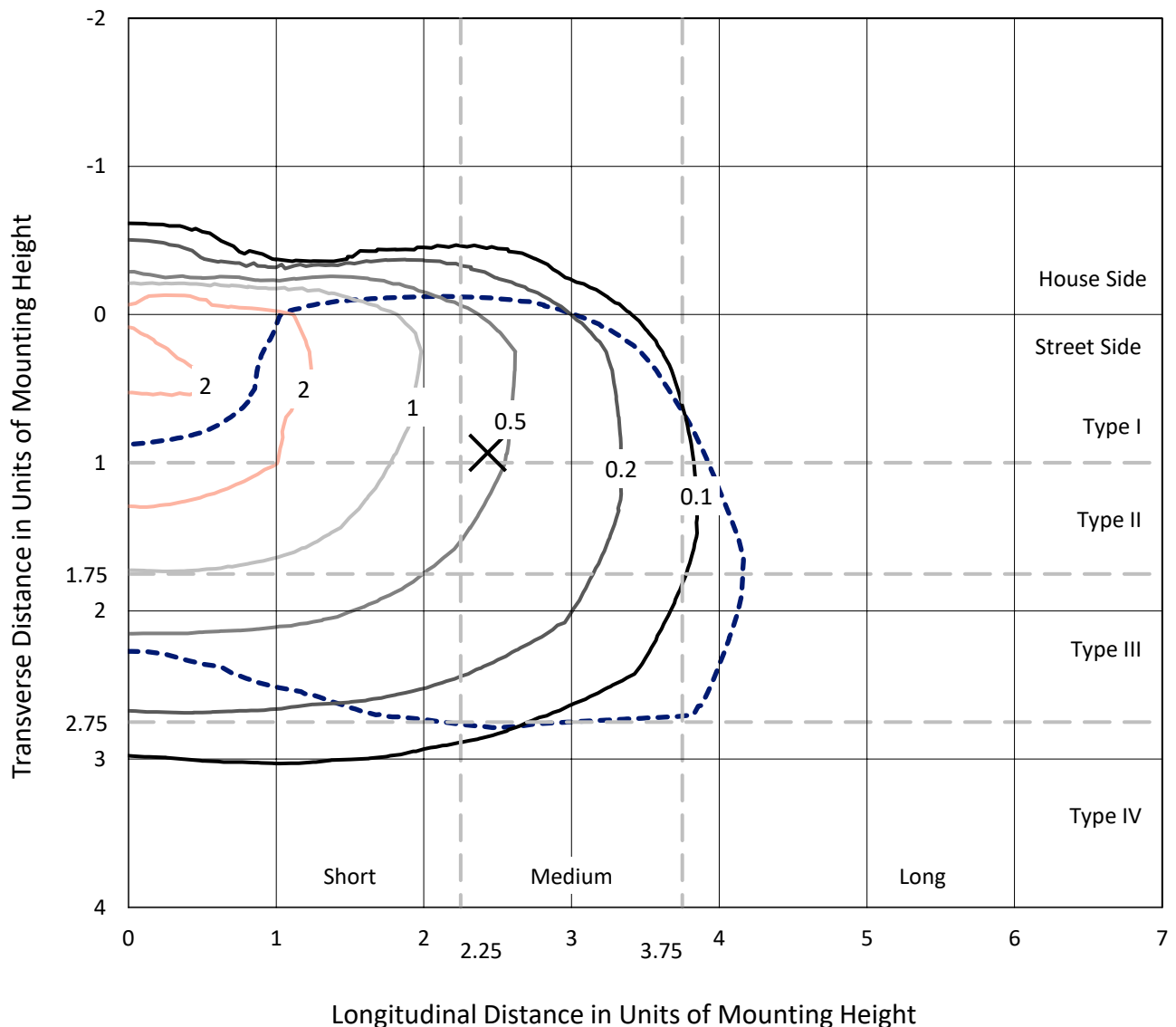
Input Watts (W): 28.8  
Input Voltage (V): NR  
Input Current (Ain): NR  
Voltage Rise (V): NR  
Power Factor: NR  
Total Harmonic Distortion (THDi): NR  
Frequency (hertz): 60  
Stabilization Time: NR  
Operation Time: NR  
Ambient Temperature (°C): NR  
Test Distance: 28.75 FT



REPORT NUMBER: P594951  
 CATALOG NUMBER: IST-PA1A-730-U-T3-HSS

### Iso-Footcandle Lines of Horizontal Illumination

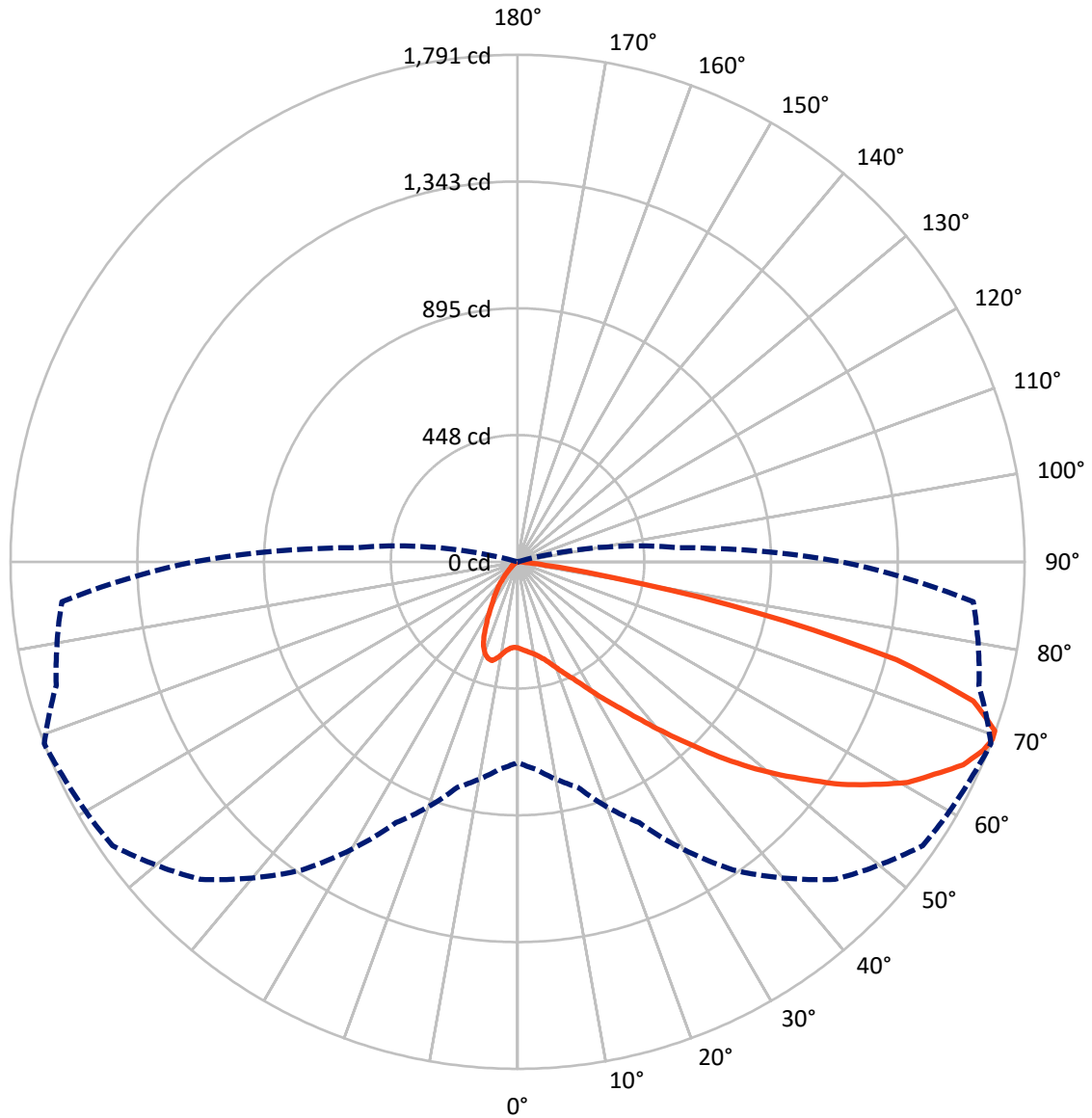
✕ Max cd  
 - - - 1/2 Max cd



Based on 12 foot mounting height. Maximum calculated value = 2.6 fc  
 Type III - Medium - N/A

REPORT NUMBER: P594951  
CATALOG NUMBER: IST-PA1A-730-U-T3-HSS

### Luminous Intensity Polar Plot



— Vertical Plane Through 69-Deg Lateral      - - - Horizontal Cone Through 69-Deg Vertical

REPORT NUMBER: P594951  
 CATALOG NUMBER: IST-PA1A-730-U-T3-HSS

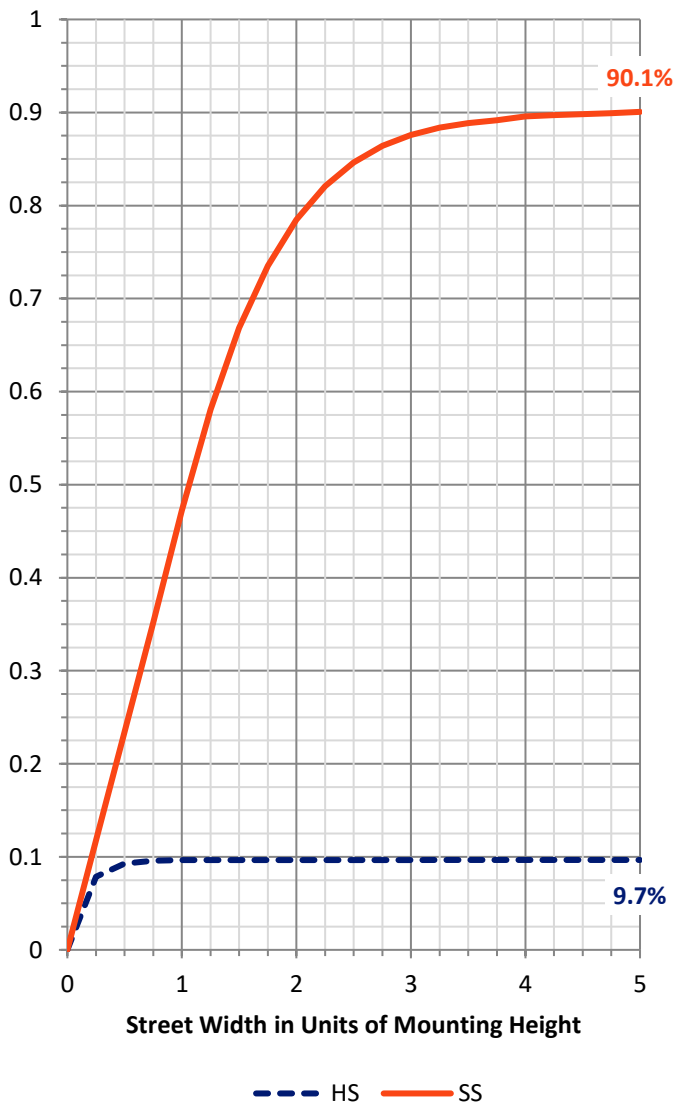
**FLUX DISTRIBUTION:**

		Downward	Upward	Total
<b>House Side</b>	Lumens	266.5	0.0	266.5
	% Fixture	9.7	0.0	9.7
<b>Street Side</b>	Lumens	2468.5	0.0	2468.5
	% Fixture	90.3	0.0	90.3
<b>Total</b>	Lumens	2735.0	0.0	2735.0
	% Fixture	100.0	0.0	100.0

**ZONAL LUMENS:**

Zone	Lumens	% Fixture
0°-10°	29.0	1.1
10°-20°	76.8	2.8
20°-30°	127.8	4.7
30°-40°	230.1	8.4
40°-50°	417.2	15.3
50°-60°	651.9	23.8
60°-70°	754.2	27.6
70°-80°	421.8	15.4
80°-90°	26.3	1.0
90°-100°	0.0	0.0
100°-110°	0.0	0.0
110°-120°	0.0	0.0
120°-130°	0.0	0.0
130°-140°	0.0	0.0
140°-150°	0.0	0.0
150°-160°	0.0	0.0
160°-170°	0.0	0.0
170°-180°	0.0	0.0
0°-90°	2735.0	100.0
0°-180°	2735.0	100.0

**Coefficient of Utilization**

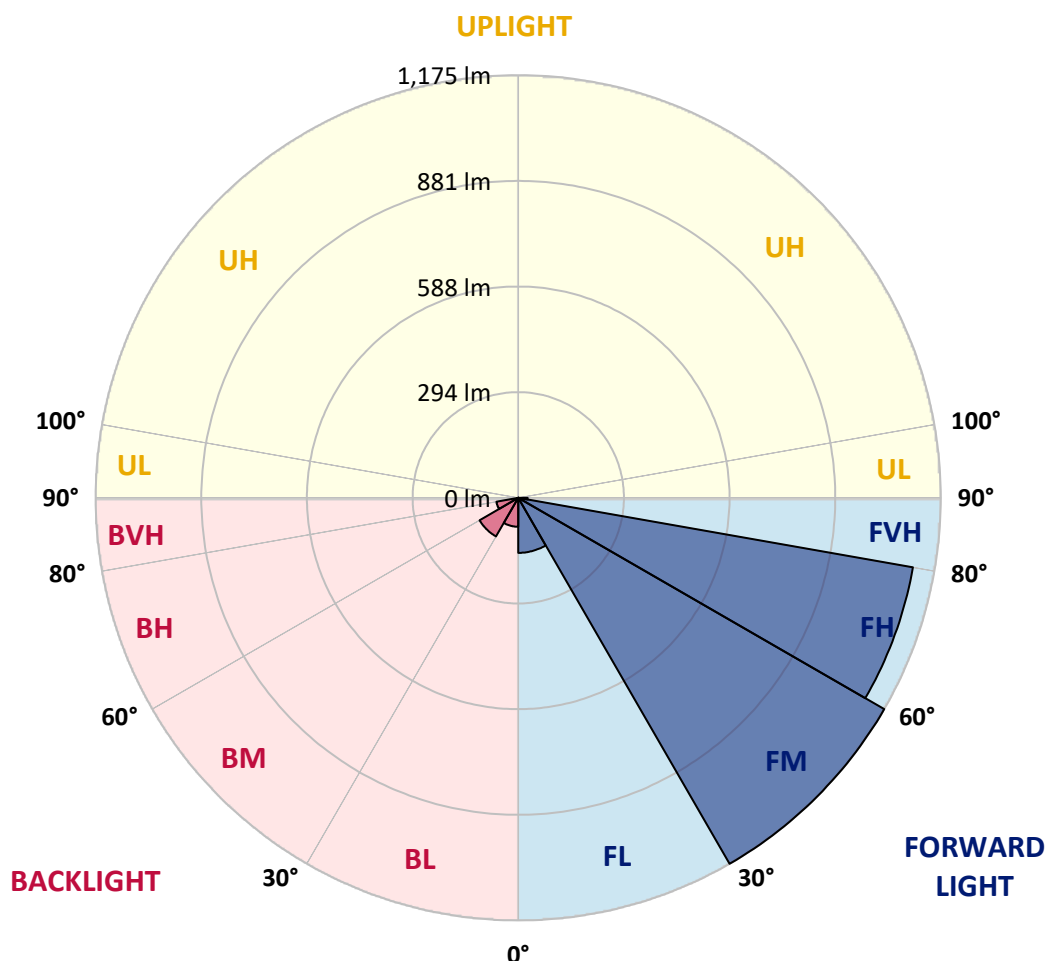


REPORT NUMBER: P594951  
 CATALOG NUMBER: IST-PA1A-730-U-T3-HSS

**LUMINAIRE CLASSIFICATION SYSTEM LUMEN TABLE AND BUG RATING:**

Zone	Lumens	% Fixture	Zone Rating/Lumen Limit		
			B	U	G
FL (0°-30°)	153.0	5.6			
FM (30°-60°)	1175.0	43.0			
FH (60°-80°)	1114.3	40.7			G1/1800
FVH (80°-90°)	26.1	1.0			G1/100
BL (0°-30°)	80.5	2.9	B0/110		
BM (30°-60°)	124.1	4.5	B0/220		
BH (60°-80°)	61.7	2.3	B0/110		G0/110
BVH (80°-90°)	0.2	0.0			G0/10
UL (90°-100°)	0.0	0.0		U0/0	
UH (100°-180°)	0.0	0.0		U0/0	

**BUG Rating: B0-U0-G1**  
 Type III Medium





REPORT NUMBER: P594951  
 CATALOG NUMBER: IST-PA1A-730-U-T3-HSS

**CANDELA DISTRIBUTION (FULL):**

	0°	5°	15°	25°	35°	45°	55°	65°	69°	75°	85°
0°	304.2	304.2	304.2	304.2	304.2	304.2	304.2	304.2	304.2	304.2	304.2
2.5°	315.2	315.2	315.2	313.3	314.2	313.3	312.4	309.7	310.6	309.7	307.0
5°	304.2	305.1	307.9	309.7	314.2	316.1	317.0	317.0	316.1	314.2	312.4
7.5°	283.3	283.3	286.0	291.5	300.6	310.6	318.8	323.4	324.3	324.3	321.5
10°	277.8	277.8	281.5	285.1	294.2	306.0	318.8	329.7	331.6	333.4	332.5
12.5°	275.1	276.0	279.6	286.0	297.8	308.8	322.4	337.9	343.4	347.9	348.9
15°	278.7	278.7	282.4	288.7	302.4	317.9	335.2	352.5	358.0	364.3	368.9
17.5°	284.2	286.0	287.8	294.2	307.0	326.1	348.9	371.6	378.0	386.2	389.8
20°	293.3	293.3	295.1	300.6	314.2	337.0	368.9	396.2	401.7	407.2	411.7
22.5°	304.2	305.1	305.1	309.7	325.2	349.8	386.2	419.9	429.0	431.7	433.6
25°	337.0	335.2	328.8	326.1	337.9	364.3	407.2	448.1	458.2	460.9	457.2
27.5°	405.3	398.0	380.7	362.5	360.7	387.1	435.4	483.7	494.6	495.5	482.8
30°	490.9	491.9	463.6	424.5	398.0	411.7	466.4	528.3	539.2	534.7	514.6
32.5°	596.6	592.1	571.1	514.6	461.8	450.0	500.1	574.7	587.5	580.2	553.8
35°	686.8	689.5	664.0	613.9	547.4	509.2	541.0	626.7	642.2	629.4	596.6
37.5°	762.4	766.0	750.5	709.6	650.3	590.2	594.8	687.7	708.6	695.9	654.9
40°	846.2	848.9	842.5	797.9	745.1	686.8	666.7	757.8	786.1	768.8	725.9
42.5°	938.2	948.2	937.3	901.7	847.1	797.0	766.9	843.4	871.7	860.8	803.4
45°	1063.9	1064.8	1052.0	1016.5	960.0	919.1	882.6	934.5	971.0	957.3	889.9
47.5°	1156.8	1163.2	1155.9	1131.3	1085.7	1058.4	1008.3	1034.7	1073.0	1055.7	979.2
50°	1227.8	1245.1	1238.8	1246.0	1223.3	1211.4	1134.9	1138.6	1175.9	1161.3	1070.3
52.5°	1267.0	1288.9	1290.7	1328.0	1347.2	1376.3	1257.9	1252.4	1276.1	1263.4	1163.2
55°	1261.5	1267.0	1312.5	1380.9	1455.5	1522.0	1378.1	1355.3	1388.1	1352.6	1261.5
57.5°	1208.7	1222.4	1302.5	1387.2	1519.3	1615.9	1482.0	1456.5	1483.8	1436.4	1362.6
60°	1133.1	1153.1	1256.1	1377.2	1556.6	1672.3	1583.1	1557.6	1582.2	1524.8	1477.4
62.5°	1064.8	1073.9	1168.6	1335.3	1534.8	1669.6	1661.4	1637.7	1652.3	1592.2	1575.8
65°	967.3	971.0	1064.8	1259.7	1486.5	1651.4	1704.2	1713.3	1728.8	1648.6	1645.9
67.5°	817.0	825.2	918.1	1127.6	1406.4	1615.9	1737.9	1756.1	1774.3	1678.7	1658.7
69°	708.6	735.1	824.3	1016.5	1328.9	1585.8	1747.0	1776.2	1790.7	1686.9	1615.9
70°	620.3	643.1	746.0	930.9	1260.6	1552.1	1753.4	1773.4	1788.0	1669.6	1545.7
72.5°	311.5	340.7	481.8	679.5	1001.9	1398.2	1720.6	1698.7	1683.3	1535.7	1250.6
75°	120.2	124.8	206.8	387.1	626.7	1026.5	1469.2	1428.2	1382.7	1165.0	741.4
77.5°	66.5	65.6	90.2	171.2	266.9	501.9	993.7	928.2	865.3	625.8	300.6
80°	28.2	30.1	39.2	82.0	140.3	174.0	482.8	429.0	341.6	198.6	72.0
82.5°	17.3	18.2	27.3	50.1	97.5	66.5	156.7	133.9	98.4	53.7	17.3
85°	5.5	6.4	19.1	33.7	47.4	27.3	35.5	31.0	27.3	22.8	5.5
87.5°	0.9	0.9	7.3	18.2	12.8	4.6	3.6	6.4	10.0	10.9	1.8
90°	0.0	0.0	0.0	0.0	0.0	0.0	0.0	0.0	0.0	0.0	0.0



REPORT NUMBER: P594951  
 CATALOG NUMBER: IST-PA1A-730-U-T3-HSS

**CANDELA DISTRIBUTION (continued):**

	90°	95°	105°	115°	125°	135°	145°	155°	165°	175°	180°
0°	304.2	304.2	304.2	304.2	304.2	304.2	304.2	304.2	304.2	304.2	304.2
2.5°	306.0	304.2	302.4	301.5	301.5	299.7	298.8	297.8	297.8	296.9	296.9
5°	309.7	307.9	306.0	305.1	303.3	302.4	302.4	302.4	301.5	302.4	303.3
7.5°	318.8	316.1	315.2	314.2	314.2	311.5	307.0	295.1	283.3	279.6	276.0
10°	331.6	330.6	330.6	330.6	324.3	300.6	267.8	238.6	223.2	210.4	210.4
12.5°	349.8	349.8	348.9	346.1	313.3	255.9	204.9	161.2	135.7	121.1	123.0
15°	369.8	368.9	370.7	353.4	276.0	197.7	123.9	87.4	73.8	72.0	72.0
17.5°	390.8	392.6	390.8	334.3	226.8	122.1	73.8	66.5	64.7	64.7	64.7
20°	412.6	410.8	408.1	301.5	164.9	76.5	63.8	61.9	60.1	59.2	59.2
22.5°	434.5	432.7	414.4	259.6	102.9	62.8	60.1	56.5	53.7	52.8	52.8
25°	455.4	455.4	402.6	205.9	70.1	59.2	54.7	51.0	48.3	45.5	45.5
27.5°	481.8	483.7	383.5	143.9	59.2	54.7	49.2	43.7	40.1	38.3	38.3
30°	511.9	514.6	352.5	93.8	53.7	48.3	42.8	36.4	31.0	29.1	28.2
32.5°	547.4	550.2	317.0	61.9	48.3	41.9	35.5	27.3	21.9	20.9	20.0
35°	593.0	586.6	274.2	49.2	41.9	35.5	27.3	19.1	15.5	14.6	14.6
37.5°	649.4	635.8	225.0	42.8	35.5	28.2	20.0	12.8	10.0	10.0	9.1
40°	714.1	675.9	174.0	38.3	30.1	21.9	12.8	8.2	6.4	6.4	6.4
42.5°	785.2	709.6	123.9	33.7	24.6	15.5	8.2	4.6	3.6	3.6	3.6
45°	867.1	740.5	84.7	29.1	20.9	10.9	4.6	1.8	1.8	1.8	1.8
47.5°	949.1	760.6	56.5	25.5	15.5	6.4	2.7	0.9	0.9	0.9	0.9
50°	1032.0	776.0	43.7	21.9	10.9	3.6	0.9	0.0	0.0	0.0	0.0
52.5°	1105.8	787.0	35.5	18.2	7.3	2.7	0.9	0.0	0.0	0.0	0.0
55°	1169.5	787.9	31.0	14.6	5.5	1.8	0.0	0.0	0.0	0.0	0.0
57.5°	1234.2	780.6	26.4	10.9	3.6	0.9	0.0	0.0	0.0	0.0	0.0
60°	1273.4	761.5	20.9	8.2	2.7	0.9	0.0	0.0	0.0	0.0	0.0
62.5°	1297.1	729.6	16.4	5.5	1.8	0.9	0.0	0.0	0.0	0.0	0.0
65°	1283.4	689.5	11.8	3.6	1.8	0.9	0.0	0.0	0.0	0.0	0.0
67.5°	1219.6	627.6	8.2	2.7	0.9	0.9	0.0	0.0	0.0	0.0	0.0
69°	1144.0	571.1	7.3	1.8	0.9	0.9	0.0	0.0	0.0	0.0	0.0
70°	1077.5	527.4	6.4	1.8	0.9	0.9	0.0	0.0	0.0	0.0	0.0
72.5°	802.5	339.7	5.5	1.8	0.9	0.9	0.0	0.0	0.0	0.0	0.0
75°	450.9	113.9	3.6	0.9	0.9	0.0	0.0	0.0	0.0	0.0	0.0
77.5°	169.4	29.1	1.8	0.9	0.0	0.0	0.0	0.0	0.0	0.0	0.0
80°	37.3	7.3	0.9	0.0	0.0	0.0	0.0	0.0	0.0	0.0	0.0
82.5°	8.2	1.8	0.0	0.0	0.0	0.0	0.0	0.0	0.0	0.0	0.0
85°	2.7	0.9	0.0	0.0	0.0	0.0	0.0	0.0	0.0	0.0	0.0
87.5°	0.9	0.0	0.0	0.0	0.0	0.0	0.0	0.0	0.0	0.0	0.0
90°	0.0	0.0	0.0	0.0	0.0	0.0	0.0	0.0	0.0	0.0	0.0

(END OF REPORT)